

3M Science.
Applied to Life.™

3M™ Glass Finishes

3M™ FASARA™ Glass Finishes

3M™ DI-NOC™ Glass Finishes

3M™ CRYSTAL Dusted and Frosted Glass Finishes

3M™ DICHROIC Glass Finishes

2020–2021

3M™ Glass Finishes

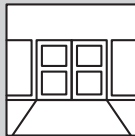
With over 100+ unique designs, patterns and textures, 3M™ Glass Finishes give you an easy way to add that extra element of design to your space.

At 3M we offer a variety of portfolios to choose from — each developed with a specific design need in mind, including: 3M™ FASARA™ Glass Finishes, 3M™ DI-NOC™ Glass Finishes, 3M™ CRYSTAL Dusted and Frosted Glass Finishes, and 3M™ DICHROIC Glass Finishes.


All glass finish films are ideal for privacy and decorative applications in offices, hotels, retail stores, restaurants, healthcare environments, and designed for ease of application and cleaning.

Apply to nearly any glass surface

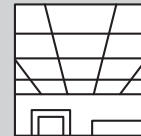
3M™ Glass Finishes can be easily applied to most new or existing glass surfaces. They require no extra hardware or setup — and no added maintenance or special cleaning. Also, as needs change, these decorative films can be quickly applied and removed.




Entrances



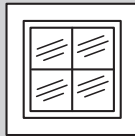
Doors



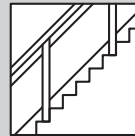
Ceilings



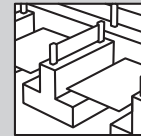
Balconies



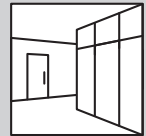
Windows



Staircases



Partitions



Corridors



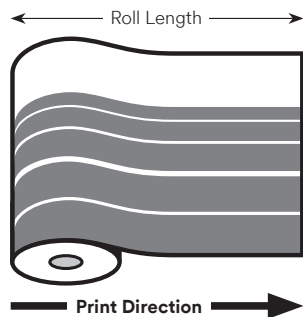
3M™ FASARA™ Glass Finishes

- ▶ Made from a durable polyester film with a pressure-sensitive adhesive backing
- ▶ Capture the look of custom etched, cut or sandblasted glass
- ▶ Choose from a variety of patterns — created in collaboration with leading designers from across the globe
- ▶ Tailor the light, privacy and style of your space
- ▶ Whiteboard WH-111G can turn any glass surface into a writable, erasable canvas

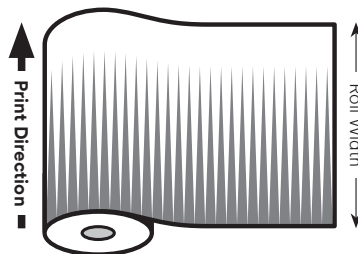


3M™ FASARA™ Print Direction

Print direction runs down the roll length of the film for most designs that are not Gradation, for Venetian Gradation, and for Illumina Silky-W and -S single panel sheets.



Print direction runs across the roll width of the film for most Gradations and Stripe/Border designs.



3M™ FASARA™ Gradation Transmission

100% Transmission
Clear Film
(Most Transparent)

Lower % Transmission
Pattern Area
(Least Transparent)



For Gradations, percent Transmission is an estimate of Visible Light Transmission for the most transparent and least transparent sections of the pattern. These values are typical but not warranted.

3M™ DI-NOC™ Glass Finishes

- ▶ NEW portfolio added to our glass finishes collection
- ▶ Provides durable glass surfaces with a dimensional appearance
- ▶ Apply under glass surfaces including walls, panels, table tops, shelves, fixtures and more
- ▶ Available in opaque designs such as abstract, stone, fabric, woodgrain and metallic



3M™ CRYSTAL Dusted and Frosted Glass Finishes

- ▶ Achieve the look of sandblasted or etched glass
- ▶ Create custom cut shapes to promote your brand and design
- ▶ Provide privacy in interior or exterior spaces while keeping an open feel



3M™ DICHROIC Glass Finishes

- ▶ Create dynamic, color-shifting appearance in cool or warm tones influenced by the environment
- ▶ Apply film on exterior or interior glass surfaces
- ▶ Transparent dichroic color effect changes color when viewed from different angles



Contents

3M™ Glass Finishes

Pg.	Pattern Name	Product Code	width	length	same color
New Designs 3M™ FASARA™ Glass Finishes Gradation					
7	Cloud Narrow Light Gray	SH2GFCNL	50 in. (1270mm)	98.4 ft. (30m)	—
7	Cloud Narrow Blue Gray	SH2FGCNB	50 in. (1270mm)	98.4 ft. (30m)	—
7	Cloud Narrow Dark Gray	SH2FGCND	50 in. (1270mm)	98.4 ft. (30m)	—
New Designs 3M™ FASARA™ Glass Finishes Frost/Matte					
7	Milky Milky Light Gray	SH2MAMML	60 in. (1524mm)	98.4 ft. (30m)	—
7	Milky Milky Dark Gray	SH2MAMMD	60 in. (1524mm)	98.4 ft. (30m)	—
7	Milky Milky Blue Gray	SH2MAMMB	50 in. (1270mm)	98.4 ft. (30m)	—
New Designs 3M™ FASARA™ Glass Finishes Emboss					
9	Cross Hairline Matte	SH2CHMA	48 in. (1220mm)	98.4 ft. (30m)	—
9	Cross Hairline Sucre	SH2CHSC	48 in. (1220mm)	98.4 ft. (30m)	—
9	Cross Hairline Milky	SH2CHML	48 in. (1220mm)	98.4 ft. (30m)	—
9	Cross Hairline Matte Light Gray	SH2CHMAL	48 in. (1220mm)	98.4 ft. (30m)	—
9	Cross Hairline Matte Blue Gray	SH2CHMAB	48 in. (1220mm)	98.4 ft. (30m)	—
9	Wave Matte	SH2LWMA	48 in. (1220mm)	98.4 ft. (30m)	—
9	Mosaic Matte	SH2MMA	48 in. (1220mm)	98.4 ft. (30m)	—
9	Hairline Matte	SH2HLMA	48 in. (1220mm)	98.4 ft. (30m)	—
New Designs 3M™ DI-NOC™ Glass Finishes					
11	DG-1716 Metallic Hairline	—	48 in. (1220mm)	82.0 ft. (25m)	—
11	DG-379 Metallic Hairline	—	48 in. (1220mm)	82.0 ft. (25m)	—
11	DG-432 Metallic	—	48 in. (1220mm)	82.0 ft. (25m)	—
11	DG-1786 Textile	—	48 in. (1220mm)	82.0 ft. (25m)	—
11	DG-1689 Textile Silk	—	48 in. (1220mm)	82.0 ft. (25m)	—
11	DG-1156 Textile Silk	—	48 in. (1220mm)	82.0 ft. (25m)	—
11	DG-1613 Textile Silk	—	48 in. (1220mm)	82.0 ft. (25m)	—
11	DG-1129 Fine Wood	—	48 in. (1220mm)	82.0 ft. (25m)	—
11	DG-1022 Fine Wood	—	48 in. (1220mm)	82.0 ft. (25m)	—
11	DG-1751 Fine Wood	—	48 in. (1220mm)	82.0 ft. (25m)	—
13	DG-1678 Abstract	—	48 in. (1220mm)	82.0 ft. (25m)	—
13	DG-1528 Abstract	—	48 in. (1220mm)	82.0 ft. (25m)	—
13	DG-1161 Abstract	—	48 in. (1220mm)	82.0 ft. (25m)	—
13	DG-1831 Stone	—	48 in. (1220mm)	82.0 ft. (25m)	—
13	DG-1587 Stone	—	48 in. (1220mm)	82.0 ft. (25m)	—
13	DG-1719 Motar/Stucco	—	48 in. (1220mm)	82.0 ft. (25m)	—
13	DG-503 Solid Color	—	48 in. (1220mm)	82.0 ft. (25m)	—
13	DG-504 Solid Color	—	48 in. (1220mm)	82.0 ft. (25m)	—

3M™ FASARA™ Glass Finishes

Pg.	Pattern Name	Product Code	width	length	same color
Frost/Matte					
15	Matte Crystal 2	SH2MACRX2	50 in. (1270mm)	98.4 ft. (30m)	—
15	Matte Crystal-i	SH2MACR-I	50/60 in. (1270/1524mm)	98.4 ft. (30m)	—
15	Fine Crystal	SH2FNCR	50/60 in. (1270/1524mm)	98.4 ft. (30m)	—
15	Mare	SH2FGMR	50 in. (1270mm)	98.4 ft. (30m)	Sabrina
15	Milky White	SH2MAML	40/50/60 in. (1016/1270/1524mm)	196.8 ft. (60m)	—
15	Glace	SH2MAGL	50 in. (1270mm)	98.4 ft. (30m)	Several Patterns
15	Luce	SH2FGLU	50 in. (1270mm)	98.4 ft. (30m)	Several Patterns
15	Milky Crystal	SH2MLCRX	50 in. (1270mm)	98.4 ft. (30m)	—
15	Milky Milky	SH2MAMM	50/60 in. (1270/1524mm)	98.4 ft. (30m)	—
15	Lausanne	SH2EMLA	40/50 in. (1016/1270mm)	98.4 ft. (30m)	—
15	Oslo	SH2EMOS	40/50/60 in. (1016/1270/1524mm)	98.4 ft. (30m)	—
15	Essen	SH2EMES	50 in. (1270mm)	98.4 ft. (30m)	—
15	Chamonix	SH2EMCH	50 in. (1270mm)	98.4 ft. (30m)	—
15	Cielo	SH2FGCE	50 in. (1270mm)	98.4 ft. (30m)	Aerina
15	Opaque White	SH2MAOW	49.2 in. (1250mm)	98.4 ft. (30m)	—
15	Opaque Black	SH2BKOP	50 in. (1270mm)	98.4 ft. (30m)	Illumina Black
15	Reflect	RE1SIAR	50 in. (1270mm)	98.4 ft. (30m)	Several Patterns
15	Whiteboard	WH-111-G	49.2 in. (1250mm)	98.4 ft. (30m)	—
Gradation					
17	Cloud White	SH2FGCL	50 in. (1270mm)	98.4 ft. (30m)	—
	Cloud Narrow White	SH2FGCN	50 in. (1270mm)	82 ft. (25m)	—
17	Illumina Silky-S	SH2SSIM-S	50 in. (1270mm)	98.4 ft. (30m)	—
	Illumina Silky-W	SH2SSIM-W	50 in. (1270mm)	98.4 ft. (30m)	—
19	Diamond Ghost Reflect	SH2SIDGR	50 in. (1270mm)	98.4 ft. (30m)	Reflect
19	Diamond Reflect	SH2SIDR	50 in. (1270mm)	98.4 ft. (30m)	Reflect
19	Illumina Reflect	SH2SIIM	50 in. (1270mm)	98.4 ft. (30m)	—
19	Illumina	SH2FGIM	50 in. (1270mm)	98.4 ft. (30m)	Luce
19	Illumina-g	SH2FGIM-G	50 in. (1270mm)	98.4 ft. (30m)	Glace
19	Illumina Black	SH2BKIM	50 in. (1270mm)	98.4 ft. (30m)	Opaque Black
21	Diamond	SH2FGDM	50 in. (1270mm)	98.4 ft. (30m)	Luce
21	Tsurugi	SH2FGTG	50 in. (1270mm)	98.4 ft. (30m)	—
21	Venetian	SH2FGVN	50 in. (1270mm)	98.4 ft. (30m)	Luce
21	Aerina	SH2FGAR	50 in. (1270mm)	98.4 ft. (30m)	Cielo
21	Sabrina	SH2FGSB	50 in. (1270mm)	98.4 ft. (30m)	Mare
21	Lontano	SH2FGLO	50 in. (1270mm)	98.4 ft. (30m)	—

Contents

3M™ FASARA™ Glass Finishes

Pg.	Pattern Name	Product Code	width	length	same color
Natural/Washi					
23	Pyrgos	SH2TPG	50 in. (1270mm)	98.4 ft. (30m)	—
23	Frost Walnut	SH2PTFW	50 in. (1270mm)	98.4 ft. (30m)	—
23	Frost Walnut Smoke	SH2PTFWS	50 in. (1270mm)	98.4 ft. (30m)	—
23	Rikyu	SH2PTRK	50 in. (1270mm)	98.4 ft. (30m)	—
23	Straight Washi	SH2FGSW	50 in. (1270mm)	98.4 ft. (30m)	—
23	Sagano	SH2PTSA2	50 in. (1270mm)	98.4 ft. (30m)	—
23	Yamato	SH2PTYA	50 in. (1270mm)	98.4 ft. (30m)	—
23	Altair	SH2FGAT	50 in. (1270mm)	98.4 ft. (30m)	—
23	Grain Silver	SH2CSGS	50 in. (1270mm)	98.4 ft. (30m)	—
23	Grain Champagne Gold	SH2CSGC	50 in. (1270mm)	98.4 ft. (30m)	—
23	Vega	SH2GFVG	50 in. (1270mm)	98.4 ft. (30m)	—
Fabric					
25	Linen Crystal	SH2LNCR	50 in. (1270mm)	98.4 ft. (30m)	—
25	Burlap	SH2FGBL	50 in. (1270mm)	98.4 ft. (30m)	—
25	Burlap Champagne Gold	SH2CSBLC	50 in. (1270mm)	98.4 ft. (30m)	—
25	Canvas	SH2FGCV	50 in. (1270mm)	98.4 ft. (30m)	—
25	Canvas Champagne Gold	SH2CSCVC	50 in. (1270mm)	98.4 ft. (30m)	—
25	Linen	SH2FGLN	50 in. (1270mm)	98.4 ft. (30m)	—
25	Sensai Linen	SH2FGSE	50 in. (1270mm)	98.4 ft. (30m)	—
25	Sensai Linen Champagne Gold	SH2CSSEC	50 in. (1270mm)	98.4 ft. (30m)	—
25	Buckram	SH2FGBU	50 in. (1270mm)	98.4 ft. (30m)	—
25	Buckram Pearl + Gray	SH2FGBUG	50 in. (1270mm)	98.4 ft. (30m)	—
25	Weave Pearl + Dark Gray	SH2MWG	50 in. (1270mm)	98.4 ft. (30m)	—
25	Weave Pearl	SH2EMWP	50 in. (1270mm)	98.4 ft. (30m)	—
Geometric					
27	Grid	SH2FGGD	50 in. (1270mm)	98.4 ft. (30m)	Luce
27	Grid Reflect	SH2SIGDR	50 in. (1270mm)	98.4 ft. (30m)	Reflect
27	Chain Mesh Reflect	SH2SICMR	50 in. (1270mm)	98.4 ft. (30m)	Reflect
27	Cut Glass	SH2CSC	50 in. (1270mm)	98.4 ft. (30m)	—
27	Cut Glass Pearl	SH2CSCP	50 in. (1270mm)	98.4 ft. (30m)	—
27	Cut Glass Silver	SH2CSCS	50 in. (1270mm)	98.4 ft. (30m)	—

3M™ FASARA™ Glass Finishes

Pg.	Pattern Name	Product Code	width	length	same color
Stripe					
29	Fusion Pearl	SH2CSFP	50 in. (1270mm)	98.4 ft. (30m)	—
29	String	SH2PTST	50 in. (1270mm)	98.4 ft. (30m)	—
29	Wind	SH2PTWD	50 in. (1270mm)	98.4 ft. (30m)	—
29	String Reverse	SH2PTSTR	50 in. (1270mm)	98.4 ft. (30m)	—
29	Safari	SH2PTSR	50 in. (1270mm)	98.4 ft. (30m)	—
29	Fine String	SH2PTFS	50 in. (1270mm)	98.4 ft. (30m)	—
31	Arpa	SH2FGAP	50 in. (1270mm)	98.4 ft. (30m)	Luce
31	Arpa Crystal	SH2APCR	50 in. (1270mm)	98.4 ft. (30m)	—
31	Arpa Black	SH2BKAP	50 in. (1270mm)	98.4 ft. (30m)	—
31	Fine	SH2FGFN	50 in. (1270mm)	98.4 ft. (30m)	Luce
31	Seattle	SH2DGST	50 in. (1270mm)	98.4 ft. (30m)	—
31	Seattle Fine	SH2DGST-f	50 in. (1270mm)	98.4 ft. (30m)	—
31	Shutie	SH2FGST	50 in. (1270mm)	98.4 ft. (30m)	Luce
31	Shutie Black	SH2BKST	50 in. (1270mm)	98.4 ft. (30m)	—
Stripe/Border					
33	Leise	SH2FGLS	50 in. (1270mm)	98.4 ft. (30m)	Luce
33	Paracell	SH2FGPR	50 in. (1270mm)	98.4 ft. (30m)	Luce
33	Slat	SH2FGSL	50 in. (1270mm)	98.4 ft. (30m)	Luce
33	Slat-g	SH2FGSL-G	50 in. (1270mm)	98.4 ft. (30m)	Glacé
Dot					
35	Aura 9	SH2PCA9	50 in. (1270mm)	98.4 ft. (30m)	—
35	Luna 9	SH2PCL9	50 in. (1270mm)	98.4 ft. (30m)	Luce
35	Luna 6	SH2PCL6	50 in. (1270mm)	98.4 ft. (30m)	Luce
35	Vista	SH2FGVI	50 in. (1270mm)	98.4 ft. (30m)	Luce
35	Shizuku	SH2FGSK	50 in. (1270mm)	98.4 ft. (30m)	—
35	Kanon	SH2FGKN	50 in. (1270mm)	98.4 ft. (30m)	—

3M™ CRYSTAL Dusted and Frosted Glass Finishes

Pg.	Pattern Name	Product Code	width	length
CRYSTAL Dusted and Frosted				
37	Dusted White	7725SE-314	48/60 in. (1220/1524mm)	150 ft. (46m)
37	Frosted White	7725SE-324	48/60 in. (1220/1524mm)	150 ft. (46m)
37	Frosted Gold	7725SE-331	48 in. (1220mm)	150 ft. (46m)

3M™ DICHROIC Glass Finishes

Pg.	Pattern Name	Product Code	width	length
DICHROIC				
37	Blaze	DF-PA Blaze	48 in. (1220mm)	98.4 ft. (30m)
37	Chill	DF-PA Chill	48 in. (1220mm)	98.4 ft. (30m)




Cloud Narrow Light Gray SH2FGCNL


NEW DESIGNS

Our global design team has leveraged the latest trends from regions and markets around the world to deliver the best results for your projects.


Gradation



Cloud Narrow Light Gray
SH2FGCNL




Cloud Narrow Blue Gray
SH2FGCNB



Cloud Narrow Dark Gray
SH2FGCND


Frost/Matte



Milky Milky Light Gray
SH2MAMML



Milky Milky Dark Gray
SH2MAMMD



Milky Milky Blue Gray
SH2MAMMB

Emboss




New Designs


Emboss

← Roll Width →


↑ Roll Length ↓




Cross Hairline Matte
SH2CHMA




Cross Hairline Sucre
SH2CHSC



Cross Hairline Milky
SH2CHML




Cross Hairline Matte Light Gray
SH2CHMAL



Cross Hairline Matte Blue Gray
SH2CHMAB



Wave Matte
SH2LWMA



Mosaic Matte
SH2SMMA




Hairline Matte
SH2HLMA

3M™ DI-NOC™ Glass Finishes



DG-1161 Abstract

3M™ DI-NOC™ Glass Finishes



DG-1716 Metallic Hairline



DG-379 Metallic Hairline



DG-432 Metallic



DG-1786 Textile




DG-1689 Textile Silk



DG-1156 Textile Silk



DG-1613 Textile Silk



DG-1129 Fine Wood



DG-1022 Fine Wood



DG-1751 Fine Wood


New Designs

3M™ DI-NOC™ Glass Finishes



New Designs

3M™ DI-NOC™ Glass Finishes



DG-1678 Abstract




DG-1528 Abstract



DG-1161 Abstract




DG-1831 Stone




DG-1587 Stone



DG-1719 Mortar/Stucco




DG-503 Solid Color




DG-504 Solid Color


Frost/Matte




Matte Crystal 2
SH2MACRX2  Exterior



Matte Crystal-i
SH2MACR-I



Fine Crystal
SH2FNCR



Mare
SH2FGMR



Milky White
SH2MAML



Glace
SH2MAGL




Luce
SH2FGLU




Milky Crystal
SH2MLCRX  Exterior




Milky Milky
SH2MAMM




Lausanne
SH2EMLA




Oslo
SH2EMOS



Essen
SH2EMES




Chamonix
SH2EMCH




Cielo
SH2FGCE




Opaque White
SH2MAOW



Opaque Black
SH2BKOP




Reflect
RE1SIAR




Whiteboard (dry erase)
WH-111-G


Frost/Matte



Matte Crystal 2
SH2MACRX2  Exterior



Matte Crystal-i
SH2MACR-I



Fine Crystal
SH2FNCR




Mare
SH2FGMR




Milky White
SH2MAML




Glace
SH2MAGL




Luce
SH2FGLU




Milky Crystal
SH2MLCRX  Exterior




Milky Milky
SH2MAMM



Lausanne
SH2EMLA




Oslo
SH2EMOS




Essen
SH2EMES




Chamonix
SH2EMCH



Cielo
SH2FGCE



Opaque White
SH2MAOW



Opaque Black
SH2BKOP



Reflect
RE1SIAR



Whiteboard (dry erase)
WH-111-G

Gradation



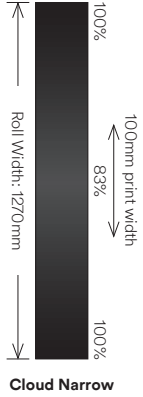
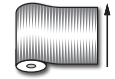
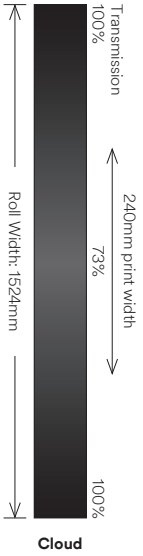
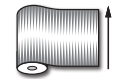
Cloud White SH2FGCL



Illumina Silky-W SH2SSIM-W

Gradation

Cloud Narrow White
SH2FGCN
Cloud White
SH2FGCL


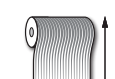
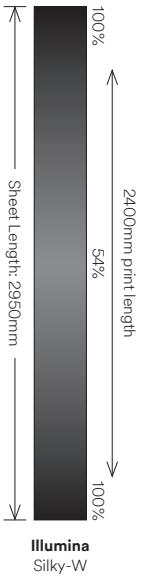


Cloud is a center gradation available in full rolls with the print direction across the roll. The gradation becomes transparent at both edges across the roll.

Cloud
Roll width: 1524mm with 240mm print width in center.

Cloud Narrow
Roll width: 1270mm with 100mm print width in center.

Illumina Silky-W
SH2SSIM-W
Illumina Silky-S
SH2SSIM-S



Illumina Silky-W and Illumina Silky-S are provided in single panel sheets with the print direction down the sheet length, wound on a small roll.

The printed area for Illumina Silky does not continue all the way to the width of the sheets.

Illumina Silky-W
A center gradation which becomes transparent at both ends of the sheet.

Sheet size: 2950mm x 1524mm
Printed area: 2400mm x 1450mm
Sheet size: 2950mm x 1270mm
Printed area: 2400mm x 1210mm

Illumina Silky-S
A single gradation that becomes transparent on one end of the sheet.

Sheet size: 1980mm x 1524mm
Printed area: 1900mm x 1450mm
Sheet size: 1980mm x 1270mm
Printed area: 1900mm x 1210mm

Gradation



Illumina Reflect

Illumina

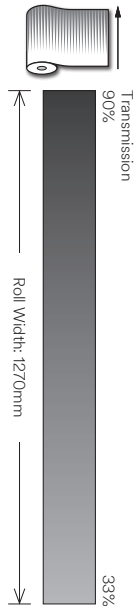
Illumina-g



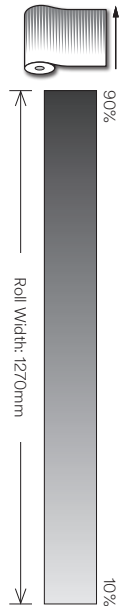
Illumina SH2FGIM

Gradation

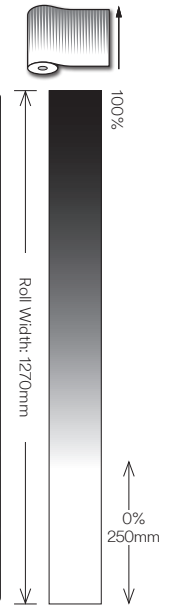
Diamond Ghost Reflect
SH2SIDGR



Diamond Reflect
SH2SIDR



Illumina Reflect
SH2SIIM



+



Reflect
RE1SIAR

Transmission and color of Frost/Matte pattern compliments the Gradation pattern.

+





Reflect
RE1SIAR

+





Reflect
RE1SIAR

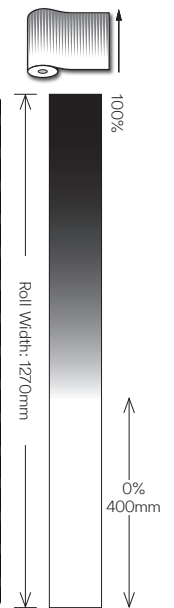

Illumina
SH2FGIM




Illumina-g
SH2FGIM-G



Illumina Black
SH2BKIM



+



Luce
SH2FGLU

+



Glace
SH2MAGL

+



Opaque Black
SH2BKOP

Gradation



Illumina Black

Illumina Reflect

Illumina

Illumina-g

Aerina

Sabrina



Lontano

Tsurugi

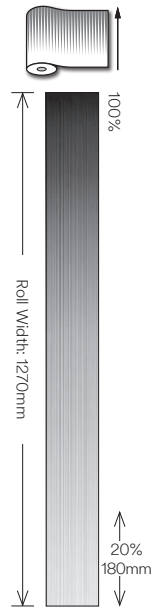
Venetian

Gradation


Diamond
SH2FGDM




Tsurugi
SH2FGTG



Venetian
SH2FGVN



+



Luce
SH2FGLU

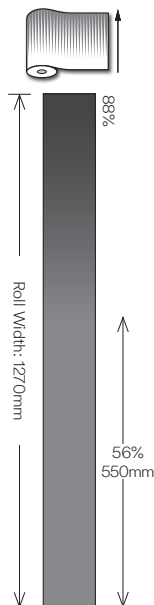

Transmission and color of Frost/Matte pattern compliments the Gradation pattern.

+

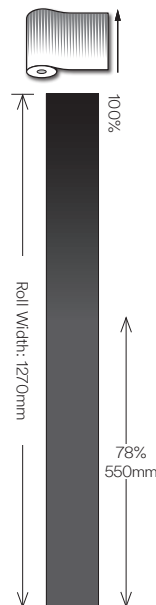


Luce
SH2FGLU



Aerina
SH2FGAR



Sabrina
SH2FGSB



Lontano
SH2FGLO



+



Cielo
SH2FGCE

+



Mare
SH2FGMR

Natural/Washi



Vega SH2FGVG

Natural/Washi

← Roll Width →


↑ Roll Length ↓



Pyrgos
SH2PTPG



Frost Walnut
SH2PTFW



Frost Walnut Smoke
SH2PTFWS



Rikyū
SH2PTRK



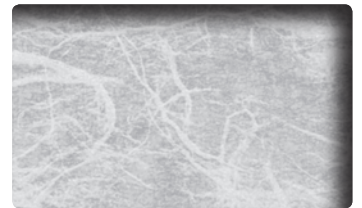
Straight Washi
SH2FGSW



Sagano
SH2PTSA2



Yamato
SH2PTYA




Altair
SH2FGAT



Grain Silver
SH2CSGS



Grain Champagne Gold
SH2CSGC



Vega
SH2FGVG

Fabric




Fabric

← Roll Width →

↑ Roll Length ↓



Linen Crystal
SH2LNCR



Burlap
SH2FGBL




Burlap Champagne Gold
SH2CSBLC



Canvas
SH2FGCV




Canvas Champagne Gold
SH2CSVC




Linen
SH2FGLN



Sensai Linen
SH2FGSE




Sensai Linen Champagne Gold
SH2CSSEC



Buckram
SH2FGBU



Buckram Pearl + Gray
SH2FGBUG




Weave Pearl + Dark Gray
SH2EMWG



Weave Pearl
SH2EMWP

Geometric



Cut Glass Pearl SH2CSCP


Geometric

← Roll Width →


↑ Roll Length ↓




Grid
SH2FGGD




Cut Glass
SH2CSC




Grid Reflect
SH2SIGDR



Cut Glass Pearl
SH2CSCP



Chain Mesh Reflect
SH2SICMR



Cut Glass Silver
SH2CSCS

Stripe



Stripe

← Roll Width →

↑ Roll Length ↓




Fusion Pearl
SH2CSFP




String
SH2PTST



Wind
SH2PTWD



String Reverse
SH2PTSTR



Safari
SH2PTSR



Fine String
SH2PTFS

Stripe



Shutie Black SH2BKST

Stripe

← Roll Width →

↑ Roll Length ↓



Arpa
SH2FGAP




Arpa Crystal
SH2APCR



Arpa Black
SH2BKAP




Fine
SH2FGFN



Seattle
SH2DGST



Seattle Fine
SH2DGST-F



Shutie
SH2FGST




Shutie Black
SH2BKST

Stripe/Border




Leise SH2FGLS


Stripe/Border



Leise
SH2FGLS



Paracell
SH2FGPR




Slat
SH2FGSL





Slat-g
SH2FGSL-G

Dot




Vista SH2FGVI

Dot




Aura 9
SH2PCA9



Vista
SH2FGVI




Luna 9
SH2PCL9



Shizuku
SH2FGSK



Luna 6
SH2PCL6



Kanon
SH2FGKN

CRYSTAL Dusted and Frosted




This custom-cut design was created using 3M™ CRYSTAL Dusted White pattern.



DICHROIC DF-PA Chill

CRYSTAL Dusted and Frosted



Dusted White
7725SE-314  Exterior



Frosted White
7725SE-324  Exterior



Frosted Gold
7725SE-331  Exterior

DICHROIC




Blaze
DF-PA Blaze  Exterior



Chill
DF-PA Chill  Exterior

Explore the possibilities with 3M™ Glass Finishes.



Illumina Black SH2BKIM



3M Commercial Solutions
3M Center, Building 220-12E-04
St. Paul, MN 55144-1000

Phone 888-650-3497
Web 3M.com/AMD

Ver. 1

3M, DI-NOC and FASARA are trademarks of 3M. All other trademarks are property of their respective owners. Please recycle.
© 3M 2019. All rights reserved.

DIGITAL
98-0406-0167-0
JR-9710-5877-1
FAS-201-A